

Pneumatic Quick Couplings



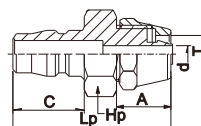
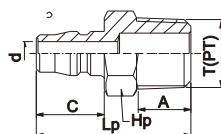
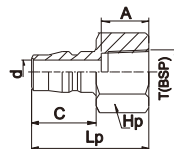
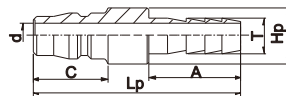
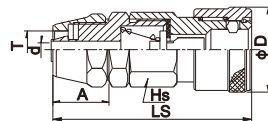
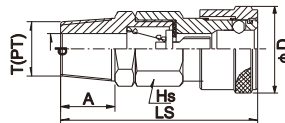
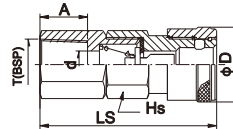
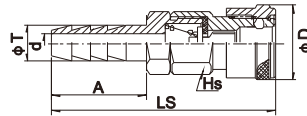
CA Type

(Large Body, Chrome-plated steel)

Single Open and Close Pneumatic Quick Couplings



Description: It is widely used in Asia market.
 Features: Simple structure, multiple connection can be alternative.
 Application: Pneumatic tools, automotive, compressed air, shipbuilding.
 Compatibility: Nitto HI-CUPLA series, CEJN 315 series, Rectus 13KA series.
 Working Pressure: 1.0 Mpa Working Temperature: -20°C to +100°C



Part No .	LS	φD	Hs	A	φT	d
CA-10SH	72.5	27	22	28	7	3.5
CA-20SH	72.5	27	22	30	9	5
CA-30SH	72.5	27	22	30	11.2	7.3
CA-40SH	75.5	27	22	33	14.5	9

Part No .	LS	φD	Hs	A	T(BSP)	d
CA-10SF	49.5	27	22	12	BSP1/8"	8
CA-20SF	49.5	27	22	13	BSP1/4"	8
CA-30SF	50.5	27	22	15	BSP3/8"	8
CA-40SF	55.5	27	22	16	BSP1/2"	8

Part No .	LS	φD	Hs	A	T(PT)	d
CA-10SM	54	27	22	10	PT1/8"	5
CA-20SM	55.5	27	22	13	PT1/4"	8
CA-30SM	55.5	27	22	13	PT3/8"	10.5
CA-40SM	57.5	27	22	14	PT1/2"	13.5

Part No .	LS	φD	Hs	A	T	d
CA-10SP	55	27	22	13	6*4	3
CA-20SP	56.5	27	22	14	8*5	4
CA-30SP	57.5	27	22	16.5	10*6.5	5
CA-40SP	60.5	27	22	18.5	12*8	6

Part No .	Lp	C	Hp	A	φT	d
CA-10PH	56	20.5	φ15	28	7	7.5
CA-20PH	56	20.5	φ15	30	9	7.5
CA-30PH	56	20.5	φ15	30	11.2	7.5
CA-40PH	56	20.5	φ18	33	13.5	7.5

Part No .	Lp	C	Hp	A	T(BSP)	d
CA-10PF	34.5	20.5	14	12	BSP1/8"	7.5
CA-20PF	37.5	20.5	17	15	BSP1/4"	7.5
CA-30PF	37.5	20.5	21	15	BSP3/8"	7.5
CA-40PF	38.5	20.5	24	16	BSP1/2"	7.5

Part No .	Lp	C	Hp	A	T(PT)	d
CA-10PM	37	20.5	14	10	PT1/8"	7.5
CA-20PM	40	20.5	14	13	PT1/4"	7.5
CA-30PM	40	20.5	17	13	PT3/8"	7.5
CA-40PM	44	20.5	22	15	PT1/2"	7.5

Part No .	Lp	C	Hp	A	T	d
CA-10PP	36.5	20.5	14	13	6*4	3
CA-20PP	41	20.5	14	14	8*5	4
CA-30PP	44	20.5	16	16.5	10*6.5	5
CA-40PP	48	20.5	19	18.5	12*8	6