

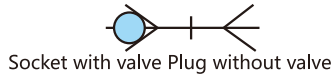
# Pneumatic Quick Couplings



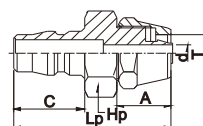
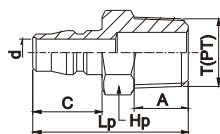
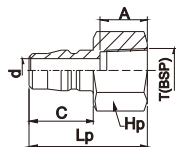
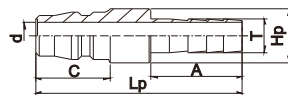
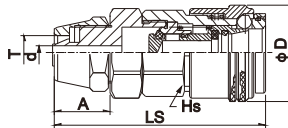

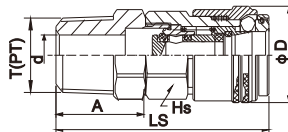

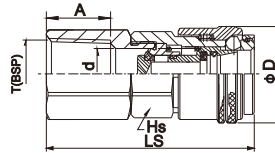

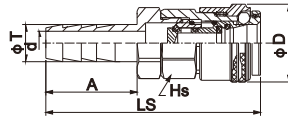

## SUS Type

(Large body, 304 Stainless Steel)

### Single Hand Self-locking Pneumatic Quick Couplings



Description: It is widely used in Asia market.  
 Features: Simple structure, multiple connection can be alternative.  
 Application: Pneumatic tools, automotive, compressed air, shipbuilding.  
 Compatibility: Nitto HI-CUPLA series, CEJN 315 series, Rectus 13KA series.  
 Working Pressure: 1.5 Mpa Working Temperature: -20°C to +100°C



Part No .	LS	φD	Hs	A	φT	d
SA-10SH	72.5	27	22	25	7	3.5
SA-20SH	72.5	27	22	26	9	5
SA-30SH	72.5	27	22	28	11.2	7.3
SA-40SH	75.5	27	22	33	14.5	9

Part No .	LS	φD	Hs	A	T(BSP)	d
SA- 10SF	52	27	22	12	BSP1/8"	8
SA-20SF	55	27	22	13	BSP1/4"	8
SA-30SF	55	27	22	15	BSP3/8"	8
SA-40SF	57	27	22	16	BSP1/2"	8

Part No .	LS	φD	Hs	A	T(PT)	d
SA-10SM	53.5	27	22	10	PT1/8"	5
SA-20SM	56.5	27	22	13	PT1/4"	8
SA-30SM	56.5	27	22	13	PT3/8"	10.5
SA-40SM	58.5	27	22	14	PT1/2"	13.5

Part No .	LS	φD	Hs	A	T	d
SA-10SP	53	27	22	13	6*4	3
SA-20SP	57.5	27	22	14	8*5	4
SA-30SP	58.5	27	22	16.5	10*6.5	5
P002-40SP	60.5	27	22	18.5	12*8	6

Part No .	Lp	C	Hp	A	φ T	d
SA-10PH	56	20.5	φ15	28	7	7.5
SA-20PH	56	20.5	φ15	30	9	7.5
SA-30PH	56	20.5	φ15	30	11.2	7.5
SA-40PH	56	20.5	φ18	33	13.5	7.5

Part No .	Lp	C	Hp	A	T(BSP)	d
SA-10PF	34.5	20.5	14	12	BSP1/8"	7.5
SA-20PF	37.5	20.5	17	15	BSP1/4"	7.5
SA-30PF	37.5	20.5	21	15	BSP3/8"	7.5
SA-40PF	38.5	20.5	24	16	BSP1/2"	7.5

Part No .	Lp	C	Hp	A	T(PT)	d
SA-10PM	37	20.5	14	10	PT1/8"	7.5
SA-20PM	40	20.5	14	13	PT1/4"	7.5
SA-30PM	40	20.5	17	13	PT3/8"	7.5
SA-40PM	44	20.5	22	15	PT1/2"	7.5

Part No .	Lp	C	Hp	A	T	d
SA-10PP	36.5	20.5	14	13	6*4	3
SA-20PP	41	20.5	14	14	8*5	4
SA-30PP	44	20.5	16	16.5	10* 6.5	5
SA-40PP	48	20.5	19	18.5	12*8	6